



District Report Card: 2017


State: Maharashtra	District: Chandrapur
Class: 8	Subject: Language
Schools: 51	Students: 1327


Participation/Coverage


Students

GENDER 	Boys		Girls	
	Number	%	Number	%
	699	52.68	628	47.32

AREA 	Rural		Urban	
	Number	%	Number	%
	973	73.32	354	26.68

CATEGORY 	SC		ST		OBC		GEN	
	Number	%	Number	%	Number	%	Number	%
	175	13.19	354	26.68	654	49.28	144	10.85

CWSN 	LD	VI	HI	S&LD	ID	Oth
	1	12	4	0	15	17

Management 	Government		Government-aided	
	Number	%	Number	%
	132	9.95	1195	90.05

Average Performance of Students in Language (%)

Overall	Gender		Area		Management		Social Group			
	Male	Female	Rural	Urban	Govt.	Aided	SC	ST	OBC	GEN
56.81	54.56	59.32	55.44	60.60	45.40	58.08	58.25	48.55	60.86	57.04

Performance on Learning Outcomes (LOs)

Learning Outcomes	Description	Average Performance(%)
L813	Read textual/non-textual materials with comprehension and identifies the details, characters, main idea and sequence of ideas and events while reading	56.81

Range of Performance of Students who Answered Correctly							
Below 30%		30% - 50%		50% - 75%		Above 75%	
Number	%	Number	%	Number	%	Number	%
195	14.69	310	23.36	512	38.58	310	23.36

Lowest Performing Learning Outcomes (LOs)

1 - Read textual/non-textual materials with comprehension and identifies the details, characters, main idea and sequence of ideas and events while reading (56.81)